



MAGNETIC CONTACTS – SURFACE MOUNT & WIDE GAP

SM-200
SM-300



- Surface-mounted contact.
- Screw terminals for quick installation.
- Includes terminal cover (model SM-823).
- 2 1/2" x 3/16" x 1/2"
- **SM-200** available for N.C. circuits.
- **SM-300** available for N.O. circuits. (GAP: 1/2")
- Available in brown, gray, white.

SM-201




- Surface-mounted contact for N.O. /N.C. circuits.
- Screw terminals for quick installation.
- 2 1/2" x 3/16" x 1/2"
- Available in gray.

SM-216
SM-316



- Wide-gap contact.
- For loose-fitting doors and windows.
- Screw terminals for quick installation.
- Includes spacers (model SM-816-2).
- 3 3/16" x 1/2" x 3/16"
- Available in brown, gray.
- **SM-216** available for N.C. circuits
- **SM-316** available for N.O. circuits
- **SM-216M** magnet only for SM-216

SM-217
SM-317



- Wide-gap contact.
- Wide 2" gap, yet contact is no longer than conventional surface mount contacts.
- For loose-fitting doors and windows.
- Screw terminals.
- 2 1/2" x 3/16" x 1/2"
- Available in white.
- **SM-217** available for N.C. circuits
- **SM-317** available for N.O. circuits