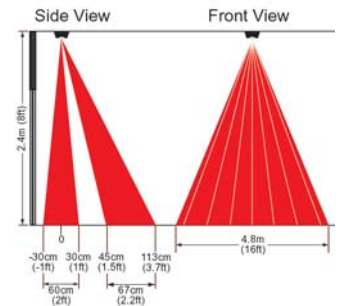




### DG466 | Directional Ceiling-Mounted Digital Motion Detector

- Two dual element sensors (determine if movement is incoming or outgoing)
- One incoming detection relay output
- One outgoing detection relay output
- Adjustable return delay timer (exit and reenter without causing an alarm)
- 67cm x 4.8m (2.2ft x 16ft) and 60cm x 4.8m (2ft x 16ft)
- See Features Common to All Digital Motion Detectors on page 49



### DG467 | 360° Ceiling Mounted Motion Detector

- See full description on page 21

## Analog Motion Detectors

### Features Common to All Analog Motion Detectors

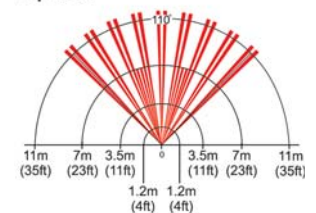
- Patented Auto Pulse Signal Processing
- Automatic Temperature Compensation
- Metal shield maximizes protection from EMI and RFI signals
- Dual element sensor
- Anti-tamper switch



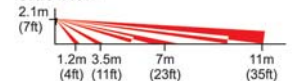
### 476+ | PIR with High EMI and RFI Rejection

- Extremely high EMI and RFI rejection
- PCB uses only surface mount components
- Solid-state relay
- 11m x 11m (35ft x 35ft); 110° viewing angle
- See Features Common to All Analog Motion Detectors on page 51

Top View



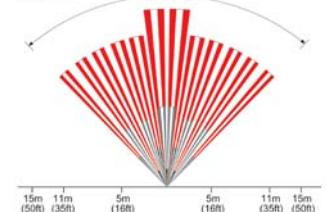
Side View



### 476PET | Analog Single-Optic PIR (18kg/40lb Pet Immunity)

- Immune to animals weighing up to 18kg (40lb)
- When a higher level of immunity is required, such as when animals are constantly in the detection area, consider using DG75
- 11m x 11m (35ft x 35ft) and up to 15m (50ft) for center beams with 88.5° viewing angle
- Extremely high EMI and RFI rejection
- PCB uses only surface mount components
- Solid-state relay
- See Features Common to All Analog Motion Detectors on page 51

Top View



Side View

